

AG&SG SIDDHARTHA DEGREE COLLEGE
VUYYURU, KRISHNA DISTRICT 521165

ASST YEAR 2023-2024
PREV YEAR 2022-2023

SPONSORED BY SIDDHARTHA ACADEMY OF GENERAL AND TECHNICAL EDUCATION

UTILISATION OF INCOME

		AMOUNT
Income as per Income and expenditure account		<u>2,34,97,661</u>
85 % of the income to be utilised as per sec 11 (1)		1,99,73,012
Less: Amount Utilised on		
Expenditure as per Income & Expenditure a/c		2,83,07,085
Less: Deprecitaion	31,04,502	
Provision for Gratuity	8,69,070	39,73,572
		2,43,33,513
add: Assets purchased		1,61,49,434
		4,04,82,947
Shortfall if any		<u>0</u>


Principal

AG&SG SIDDHARTHA ARTS & SCIENCE DEGREE COLLEGE
VUYURU, KRISHNA DISTRICT 521165 ANDHRA PRADESH

INCOME AND EXPENDITURE ACCOUNT FOR THE YEAR ENDED 31.03.2023

Prev Year Amt	Expenditure	Amount Rs Ps	Prev Year Amt	Income	Amount Rs Ps
2,09,84,687	To Salaries and Benefits	1,98,78,301.00	76,85,115	By Tuition fee	1,65,81,121.00
1,42,12,802	Salaries to Aided Staff	-	1,42,12,802	Teaching Grant (Aided)	-
94,400	Affiliation fee	3,40,650.00	5,22,679	Other fee received	30,81,400.00
2,47,079	Electricity charges	4,30,284.00	31,69,070	Examination Cell receipts	35,93,335.00
16,56,504	Examination Cell expenses	14,49,494.50	3,98,967	Autonomous grant arrears recd	0.00
4,26,564	Autonomous division expenses	3,15,801.00	2,35,310	Bank Interest	1,85,262.40
35,100	Printing and Stationery	34,595.00	19,570	Miscellaneous Income	56,542.20
59,098	Communication expenses	1,16,592.00			
4,51,517	Repairs and Maintenance	2,38,425.60			
80,000	Travel and Conveyance	1,13,490.00			
11,800	Audit fee	21,240.00			
25,49,683	Miscellaneous Expenses	22,63,709.85			
16,18,911	Depreciation	31,04,502.38	1,61,84,632	Excess of expenditure over income	48,09,424.73
4,24,28,145		2,83,07,085.33	4,24,28,145		2,83,07,085.33

STATEMENT OF AFFAIRS AS AT 31.03.2023


AS AT 31.03.22	LIABILITIES	AMOUNT Rs Ps	AS AT 31.03.22	ASSETS	Amount Rs Ps
5,54,03,172	Capital Grants Received	6,20,50,837.72	1,22,57,500	Fixed Assets at WDV	2,53,02,431.64
16,37,805	Student Deposits Refundable	16,37,804.56	1,42,94,777	Building under construction	0.00
187,233	Due to Late Mr RSD Winston	1,87,233.00	7,03,12,073	Assets acquired under Capital Grants	7,71,48,591.85
61,08,687	Provision for Gratuity	69,77,757.00	4,40,031	Advances Recoverable	31,770.00
9,46,91,143	Due to SAGTE	10,16,99,215.23			
1,62,18,351	Due to SAGTE(UGC)	1,62,18,350.75	4,05,860	Fixed deposits with Banks	4,05,860.00
0	TDS payable	27.00	21,464	Cash On Hand	21,161.90
			54,87,798	Bank Balances (College)	1,03,44,879.33
			5,13,800	Bank Balances (UGC)	1,94,018.81
			7,05,13,087	Capital Fund balance	7,53,22,511.73
17,42,46,390	Total	18,87,71,225.26	17,42,46,390	Total	18,87,71,225.26

Notes: 1. Statements are prepared on historical cost convention with generally accepted accounting practices except where noted otherwise, following Cash Method of accounting for recognizing income/Expenses. However, amount spent/received as adjusted by Siddhartha Academy of General and technical education, Vijayawada on behalf of the Institution are accounted on the basis of advices received from them. 2. Consequent to the issue of GOs during FY 2021-22 by Government of Andhra Pradesh on Aided Private Educational Institutions, The Institution has exercised the option by offering willingness to voluntarily surrender the aid in the form of surrendering all the duly sanctioned aided posts along with aided staff, but not assets, which has made the institution a private unaided one since that appointed date. 3. The Financial Statements for the year include the assets and liabilities balances as of 01.04.2022 and Transactions for the financial year 2022-2023 of Un aided (Special Funds), Erstwhile aided General and Special Funds hitherto maintained separately, consequent to a decision of the management to combine the same for presentation and consequently previous year figures are also regrouped, merged and presented accordingly to make them comparable with those of current year and rounded off to the nearest rupee. 4. Provision for Gratuity is made in the accounts amounting to Rs 869070 taking 03.04.1997 as the starting date for entitlement. 4. No depreciation is charged on assets acquired under Capital grants as per existing practice. 5. Depreciation @10% on Civil structures and @15% on Furniture and equipment, as per income tax rules, is adjusted in accounts on opening balance of Assets as on 01.04.2019 and additions, if any, subsequent to that date. 6. Previous year figures are regrouped wherever necessary and rounded off to the nearest rupee. However, they may not be strictly comparable with those of current year for the reason of inclusion of opening balances as at 01.04.2022 and transactions relating to Un aided (Special Funds), Erstwhile Aided General and special fund. 6. Grouping Schedules attached form an integral part of the financial Statements


Principal

Place VIJAYAWADA
Date 15.09.2023


Secretary


Treasurer

Per our report of even date
For RAJESWAR & CO.,
Chartered Accountants,
(K/Rajeswar)
Proprietor


ICAI MEMBERSHIP NUMBER 023575
ICAI UDIN 23023575BGRKKZ1437



RECEIPTS AND PAYMENTS ACCOUNT FOR THE YEAR ENDED 31.03.2023

RECEIPTS		AMOUNT	PAYMENTS		AMOUNT
		Rs. Ps			Rs. Ps
To	Opening Cash and Bank Balances		By	Salaries & Benefits	1,98,78,301.00
	Cash on hand	21,464.00		Affiliation fee	3,40,650.00
	Bank Balances College	54,87,797.88		Electricity charges	4,30,284.00
	Bank Balances UGC:	5,13,800.23		Miscellaneous Expenses	22,63,709.85
				Examination Cell expenditure	14,49,494.50
				Autonomous division expenses	3,15,801.00
				Printing and stationery	34,595.00
				Communication expenses	1,16,592.00
	Tuition fee	1,65,81,121.00		Travel and conveyance	1,13,490.00
	Other fee received	30,81,400.00		Repairs and maintenance	2,38,425.60
	Examination Cell Receipts	35,93,335.00		Audit fee	21,240.00
	Bank Interest	1,85,262.40			
	Miscellaneous Income	56,542.20		Rusa Grant repaid	1,88,852.82
				Buiding & Equipment	1,61,49,434.00
	Advance to MRP grant(ICSSR IMPRESS)	4,08,261.10			
	TDS Payable	27.00		Closing Cash and Bank Balances :	
	Provision for Gratuity	8,69,070.00		Cash on hand	21,161.90
	SAGTE	70,08,072.00		Bank Balances College:	1,03,44,879.33
	Capital work in progress	1,42,94,777.00		Bank Balances UGC:	1,94,018.81
		5,21,00,929.81			5,21,00,929.81

1. Notes and Grouping Schedules form an integral part of the Statements



Principal



Secretary


Treasurer

Place VIJAYAWADA
Date 15.09.2023

Per our report of even date
For RAJESWAR & CO.,
Chartered Accountants,


(K Rajeswar)
Proprietor
ICAI MEMBERSHIP NUMBER 023575
ICAI UDIN 23023575BGRKKZ1437



AG&SG SIDDHARTHA ARTS & SCIENCE DEGREE COLLEGE (AIDED)
VUYURU, KRISHNA DISTRICT

GROUPING SCHEDULES FOR THE YEAR ENDED 31.03.2023

Capital Fund

	Rs Ps	Rs Ps
Aided General Fund Opening Balance	-3,86,35,404.24	
Aided Special Fund Opening Balance	17,05,678.69	
General Fund Op balance	-3,65,92,024.40	
Special Fund Op Balance	30,08,662.95	-7,05,13,087.00
Less Deficit for the year		-48,09,424.73
Balance as at 31.03.2023		-7,53,22,511.73

Capital Grants Received

UGC/ AGSGS Degree College Grants:

	CURRENT YEAR	PREVIOUS YEAR
Minor Research project grant (ICSSR IMPRESS)	4,17,56,607.17	4,17,56,607
RUSA GRANT	4,08,261.10	4,08,261
PD Green Channal (Rusa Grant)	98,85,969.45	1,00,74,822
	1,00,00,000.00	31,63,481
	6,20,50,837.72	5,54,03,172

Student Deposits Refundable

Scholarship payable	12,27,244.56	12,27,245
Library deposit refundable	1,01,000.00	1,01,000
Lab deposit refundable	84,500.00	84,500
PG CENTRE Library deposit returnable	7,400.00	7,400
P G centre caution deposit	22,000.00	22,000
Caution deposit (SF)	33,600.00	33,600
Caution Deposit	56,560.00	56,560
Library Deposit refundable	1,00,500.00	1,00,500
Lab deposit refundable	5,000.00	5,000

Advance Recoverable

Dr G Veeraju (ICSSR IMPRESS)) Advance	0.00	4,08,261.10
Electricity Deposit PG Centre	16,800.00	16,800.00
APSEB Deposit (Aided)	14,970.00	14,970.00
	31,770.00	4,40,031.10

CASH AND BANK BALANCES

Cash on Hand

Cash on Hand	4,893.00	4,951
Cash imprest	14,341.40	7,072
Cash on Hand (Exam cell)	929.50	480
Cash on hand (PG)	0.00	7,741
Cash on Hand (SF)	294.00	516
Cash on Hand (aided)	704.00	704
	21,161.90	21,464

Bank Balances College:

Bank account 429		
Canara bank -061111011000777	10,39,008.91	3,04,690
Canara Bank (Exam Cell)	50,862.84	50,934
Canara Bank 33876(Principal)	31,36,273.01	15,63,147
Union Bank 30470(Principal)	12,717.03	13,117
Union bank 60018 NSS 1	1,62,836.31	94,236
Union bank 60027 NSS 2	1,339.00	1,278
Union Bank 4386	1,381.00	1,318
SBI a/c 39063 Scholarship account	23,00,335.65	8,01,826.64
SBI a/c 41551	12,24,648.56	12,25,416
Union Bank 76994	5,426.32	5,282
Union Bank a/c 392	9,84,168.40	67,374
Union Bank a/c 393	2,14,937.85	1,48,235.85
	12,10,944.45	12,10,944.45
	1,03,44,879.33	54,87,797.88

Bank Balances UGC:

Canara Bank (Autonomous grant)	32,374.42	31,509
Canara Bank 1283 (Rusa Grant)	2,504.00	1,90,376
Canara Bank a/c 30272	1,59,140.39	2,91,914
	1,94,018.81	5,13,800



Fixed Assets	Rate	As on 01.04.2022	Add/Deduct for the Year	Total	Depreciation for the year	As on 31.03.2023
Assets transferred by SAGTE						
College Buildings	10%	57,46,894.32	1,42,94,777.00	2,00,41,671.32	20,04,167.13	1,80,37,504.19
Additional Class rooms	10%	17,93,215.49	0.00	17,93,215.49	1,79,321.55	16,13,893.94
Compound wall	10%	1,31,266.03	0.00	1,31,266.03	13,126.60	1,18,139.42
Cycle Shed	10%	5,46,808.80	0.00	5,46,808.80	54,680.88	4,92,127.92
Borewell	15%	1,17,943.13	0.00	1,17,943.13	17,691.47	1,00,251.66
Computer Lab furniture	15%	82,410.72	0.00	82,410.72	12,361.61	70,049.11
Games&Physics lab Equip	15%	3,42,237.63	0.00	3,42,237.63	51,335.64	2,90,901.98
Furniture	15%	1,51,854.58	0.00	1,51,854.58	22,778.19	1,29,076.39
Computers ,UPS,Scanner etc	15%	8,62,893.86	0.00	8,62,893.86	1,29,434.08	7,33,459.78
LCD projector	15%	75,660.00	0.00	75,660.00	11,349.00	64,311.00
Library Books	15%	14,583.93	0.00	14,583.93	2,187.59	12,396.34
		98,65,768.48	1,42,94,777.00	2,41,60,545.48	24,98,433.74	2,16,62,111.74

PG Centre (GF Assets)

Library Books	15%	13,947.70	0.00	13,947.70	2092.15	11,855.54
Equipment	15%	5,84,299.79	0.00	5,84,299.79	87644.97	4,96,654.82
Furniture	15%	1,53,854.76	0.00	1,53,854.76	23078.21	1,30,776.54
		7,52,102.24	0.00	7,52,102.24	112815.34	6,39,286.91

CC Cameras	15%		9,24,695.00	9,24,695.00	1,38,704.25	7,85,990.75
Computers ,UPS,Scanner etc	15%		4,71,450.00	4,71,450.00	70,717.50	4,00,732.50
Library books	15%		57,967.00	57,967.00	8,695.05	49,271.95
R O water Plant	7.5%		3,40,045.00	3,40,045.00	25,503.38	3,14,541.63
LED Television	15%		55,000.00	55,000.00	8,250.00	46,750.00
		0.00	18,49,157.00	18,49,157.00	2,51,870.18	15,97,286.83

PG Centre (SF Assets)

Lab equipment	15%	41,443.19	0.00	41,443.19	6216.48	35,226.71
Furniture	15%	44,903.03	0.00	44,903.03	6735.45	38,167.58
Library books	15%	15,501.62	0.00	15,501.62	2325.24	13,176.38
Cash Counting Machine	15%		5,500.00	5,500.00	825.00	4,675.00
		1,01,847.85	5,500.00	1,07,347.85	16,102.18	91,245.67

Fixed Assets

General Fund Assets	Rate	As on 01.04.2022	Add/Deduct for the Year	Total	Depreciation for the year	As on 31.03.23
Furniture & Equipment	15%	7,13,306.29	0.00	7,13,306.29	1,06,995.94	6,06,310.34
Computer lab Furniture	15%	9,164.14	0.00	9,164.14	1,374.62	7,789.52
Water plant	15%	17,272.32	0.00	17,272.32	2,590.85	14,681.47
English Lab	15%	49,402.79	0.00	49,402.79	7,410.42	41,992.37
Fire Fighting Equipment	15%	1,03,775.05	0.00	1,03,775.05	15,566.26	88,208.79
Laser Printer	15%	4,575.62	0.00	4,575.62	686.34	3,889.28
		8,97,496.21	0.00	8,97,496.21	1,34,624.43	7,62,871.78

Special Fund assets

	Rate	As on 01.04.2022	Add/Deduct for the Year	Total	Depreciation for the year	As on 31.03.23
Building and Compound wall	10%	1,07,725.32	0.00	1,07,725.32	10772.53	96952.79
Furniture	15%	88,615.14	0.00	88,615.14	13292.27	75322.87
Fans & Electrical Equipment	15%	10,051.88	0.00	10,051.88	1507.78	8544.10
Audio Visual Equipment	15%	10,510.59	0.00	10,510.59	1576.59	8934.00
Library books	15%	2,02,630.91	0.00	2,02,630.91	30394.64	172236.28
Library Equipment	15%	6,939.25	0.00	6,939.25	1040.89	5898.36
Lab equipment	15%	2,13,812.15	0.00	2,13,812.15	32071.82	181740.33
		6,40,285.24	0.00	6,40,285.24	90,656.52	5,49,628.72
		1,22,57,500.02	1,61,49,434.00	2,84,06,934.02	31,04,502.38	2,53,02,431.64



Assets acquired out of Capital Grants
Assets Acquired with UGC Grants

Woman Hostel Bldg a/c	78,18,963.00	0.00	78,18,963.00	0	78,18,963.00
Laboratory Bldg	98,53,090.00	0.00	98,53,090.00	0	98,53,090.00
Indoor Sports Training facility	97,14,225.00	0.00	97,14,225.00	0	97,14,225.00
Sports Equipment	15,42,423.00	0.00	15,42,423.00	0	15,42,423.00
Additional Assistance					
Computer equipments	13,07,690.00	0.00	13,07,690.00	0	13,07,690.00
Electrical equipment	1,73,353.00	0.00	1,73,353.00	0	1,73,353.00
Furniture	2,61,003.00	0.00	2,61,003.00	0	2,61,003.00
Office equipment	17,60,800.00	0.00	17,60,800.00	0	17,60,800.00
Solar equipment	16,90,050.00	0.00	16,90,050.00	0	16,90,050.00
XIV Merged Schemes					
Computers & Equipment :	8,72,744.00	0.00	8,72,744.00	0	8,72,744.00
Books for remedial coaching	2,55,053.00	0.00	2,55,053.00	0	2,55,053.00
Books and Journals incl Equipment	37,89,530.00	0.00	37,89,530.00	0	37,89,530.00
Lab Equipment	9,30,265.00	0.00	9,30,265.00	0	9,30,265.00
Common room & Women toilets	3,76,057.00	0.00	3,76,057.00	0	3,76,057.00
Additional Class Rooms	10,56,511.00	0.00	10,56,511.00	0	10,56,511.00
Xerox Machine(Exam reforms)	82,100.00	0.00	82,100.00	0	82,100.00
Equipment & Books under Autnomous grant	60,87,582.00	0.00	60,87,582.00	0	60,87,582.00
Civil work for E class room	2,51,353.00	0.00	2,51,353.00	0	2,51,353.00
Acoustics and Other exp for Indoor stadium	7,29,978.00	0.00	7,29,978.00	0	7,29,978.00
Outdoor Stadium u/c	81,01,664.60	0.00	81,01,664.60	0	81,01,664.60
XII Plan Grant (PBG)Capital Grant (35) :	0.00	0.00		0	0.00
Instrumentation Maintenance Facility	1,01,037.00	0.00	1,01,037.00	0	1,01,037.00
Improvement of Existing Premises	66,638.00	0.00	66,638.00	0	66,638.00
Career & Counsiling Cell	46,417.00	0.00	46,417.00	0	46,417.00
I.C.T Education	16,756.00	0.00	16,756.00	0	16,756.00
Minor Research Grant	2,36,078.00	0.00	2,36,078.00	0	2,36,078.00
IQAC GRANT	1,41,980.00	0.00	1,41,980.00	0	1,41,980.00
	5,72,63,340.60	0.00	5,72,63,340.60	0.00	5,72,63,340.60

Assets acquired out of RUSA GRANT

Digital Computer Lab	2009601.05	0.00	20,09,601.05	0.00	20,09,601.05
E Campus management	455632.2	0.00	4,55,632.20	0.00	4,55,632.20
Lab Equipment	657160	0.00	6,57,160.00	0.00	6,57,160.00
LMS euipment	997283	0.00	9,97,283.00	0.00	9,97,283.00
Virtual Class Rooms	1765575	0.00	17,65,575.00	0.00	17,65,575.00
Renovation work	4000000	0.00	40,00,000.00	0.00	40,00,000.00
	9885251.25	0.00	98,85,251.25	0.00	98,85,251.25

Under PD Green Channal (RUSA)

Up gradation of Class rooms	31,63,481.00	68,36,519.00	1,00,00,000.00	0.00	1,00,00,000.00
	31,63,481.00	68,36,519.00	1,00,00,000.00	0.00	1,00,00,000.00

Total	7,03,12,072.85	68,36,519.00	7,71,48,591.85	0.00	7,71,48,591.85
--------------	-----------------------	---------------------	-----------------------	-------------	-----------------------

TUTION FEE

Tution Fee received UG Courses			1,46,30,671.00	54,89,817
Tution Fee			19,50,450.00	21,39,960
Genral Fund receipts(Aided)			0	55,338
			1,65,81,121.00	76,85,115

Other Fee received


Special fee			15,10,723.00	1,57,245
Special fee (Aided)				77,934
Admission fee			20,600.00	1,94,100
Internal assessment fee			27,100.00	7,000
Library fee			90,600.00	5,300
Lab fee			13,39,437.00	42,300
Affiliation fee			92,940.00	38,800

Examination Cell receipts


Exam Fee collected			34,76,845.00	30,84,670
Consolidate marks list Fee			89,500.00	84,400
Sale of Old answer books			26,990.00	
			35,93,335.00	31,69,070

Bank Interest

SB account bank interest			41,356.00	13,637
SB Interest Examination cell			53,425.00	25,907
Bank interest received (Autonomous)			11,304.40	899
Bank Interest on FD			22,321.00	19,933
PG centre sb interest			24,745.00	68,881
Bank Interest (SF)			32,111.00	1,06,053
			1,85,262.40	2,35,310



Miscellaneous Income		
Student verification fee		
Misc receipts	6,000.00	12,000
University Exam inviligation charges received	5,000.00	7,570
Excess collection of PF	41,652.20	0
Teaching Grant (aided)	3,890.00	0
	56,542.20	19,570
Salaries and Benefits		
Salaries to Adhoc Teaching and non teaching Staff	1,69,47,583.00	1,76,06,845
Salary to Examination cell staff	3,21,745.00	4,89,878
Gratuity Paid	0.00	1,02,150
Gratuity provision	8,69,070.00	11,22,270
EPF	14,09,160.00	5,63,036
ESIC	3,30,743.00	11,00,508
	1,98,78,301.00	2,09,84,687
Affiliation Fee		
Affiliation Fee	1,80,650.00	79,400
Course Processing fee	1,45,000.00	0
Inspection fee	15,000.00	15,000
	3,40,650.00	94,400
Examination Cell Expenses		
Remuneration to Paper Setters	1,73,182.00	2,40,955
Remuneration to the Examiners	171533.00	2,76,532
Remuneration for Examinations	3,87,189.00	4,47,743
Remuneration to Other Staff	2,63,310.50	1,18,149
Printing and Stationery	4,37,975.00	5,49,550
Handling Charges	16,305.00	23,575
	14,49,494.50	16,56,504
Autonomous division expenses		
Guest Faculty	51700.00	17,200
Workshops and seminars	105851.00	2,22,786
Expenditure on Meetings of GB&Committees	158250.00	1,86,578
	3,15,801.00	4,26,564
Communication Expenses		
Postage and Courier	3,630.00	20,562
Telephones	1,12,962.00	38,536
	1,16,592	59,098
Repairs and maintenance		
AMC Charges	23,600.00	9,000.00
Repairs and upkeep	1,55,504.00	4,10,125.00
Generator maintenance	27,281.60	17407.00
Sanitary expenses	32,040.00	14,985.00
	2,38,425.60	4,51,517



Miscellaneous expenses

Advertisement charges	89,456.00	1,10,219
Bank Charges	8,152.75	11,689
Miscellaneous expenses	66,913.00	86,733
Staff welfare expenses	17,190.00	9,478
Student welfare expenses	3,220.00	0
Faculty incentive for Research papers	16,000.00	14,000
Office expenses	36,550.00	10,780
Lab expenses	5,37,596.00	3,95,184
Library and Reading room	1,21,611.00	81,407.00
Internal Assessment exp	1,22,889.00	3,041.00
Athletics and Games	75,119.00	92,073.00
Cultural programmes	34,690.00	27,188.00
Identity card expenses	36300	8,588.00
University services fee	594515	8,66,092.00
Legal Expenses	25,000.00	0
Softball tournament expenses	21,851.00	0
University Exam Invigilation Charges Paid	48,396.00	0
Advance to Minor Research project grant (ICSSR IMPRESS)	4,08,261.10	
Student insurance	0.00	1,23,300.00
Institution Profession Tax	0	2,500
General Fund expenses(Aided)	0.00	1,70,734.00
Special Fund expenses(Aided)	0	1,67,999.90
University Tournament fee	0.00	20,340.00
Youth festival fee	0	13,560.00
College Day	0.00	2,800.00
Literary and debating	0.00	7,600.00
Medical examination fee	0.00	21,200.00
Fire safty compliance expenses	0.00	2,19,101
Late payment/filing charges paid for TDS	0.00	30,850
Interest paid on late remittance of PF	0.00	126
ISO Certification charges	0.00	53,100
	22,63,709.85	25,49,683.25

